








DATA SHEET

SPECIFICATIONS

WEIGHT	1496 lbs.
LENGTH	7 ft. 8 in.
WIDTH	3 ft. 5 in.
HEIGHT	5 ft. 9 in.
PROCESS RATE	GPM
SHAKER BED AREA	12 ft ²
# OF SCREENS	2
SCREEN TYPE	Pre-tensioned
SCREEN SIZE	25.13" x 36.88"

➤ Available in XP or NON-XP
Skids can be customized for effortless integration

-  **ELLIPTICAL MOTION TECHNOLOGY**
ENHANCES SOLIDS SEPARATION BY EVENLY DISTRIBUTING PARTICLES FOR CLEANER AND CLEARER FLUID RETURNS
-  **DURABLE STEEL FRAME**
BUILT FOR LONG-LASTING PERFORMANCE IN DEMANDING ENVIRONMENTS
-  **HIGH-CAPACITY SCREENING AREA**
MAXIMIZES SOLIDS HANDLING IN HIGH-VOLUME DRILLING OPERATIONS
-  **ENERGY-EFFICIENT MOTOR**
REDUCES POWER CONSUMPTION WITHOUT SACRIFICING PERFORMANCE
-  **QUICK SCREEN REPLACEMENT**
MINIMIZES DOWNTIME DURING OPERATIONS

TRIFLO INTERNATIONAL RESERVES THE RIGHT TO MAKE CHANGES IN ENGINEERING, DESIGN AND SPECIFICATIONS; ADD IMPROVEMENTS; OR DISCONTINUE MANUFACTURING AT ANY TIME WITHOUT NOTICE OR OBLIGATION. EQUIPMENT AND DEPICTIONS SHOWN ARE FOR ILLUSTRATIVE PURPOSES ONLY AND MAY DISPLAY OPTIONAL ACCESSORIES OR COMPONENTS SPECIFIC TO CERTAIN MARKETS OR REGIONS.

© 2025 TRIFLO INTERNATIONAL. ALL RIGHTS RESERVED. PRINTED IN THE U.S.A. PLEASE RECYCLE

